

# HANA und nun?

Die Entwicklung eines SAP Add-On im Wandel der Zeit

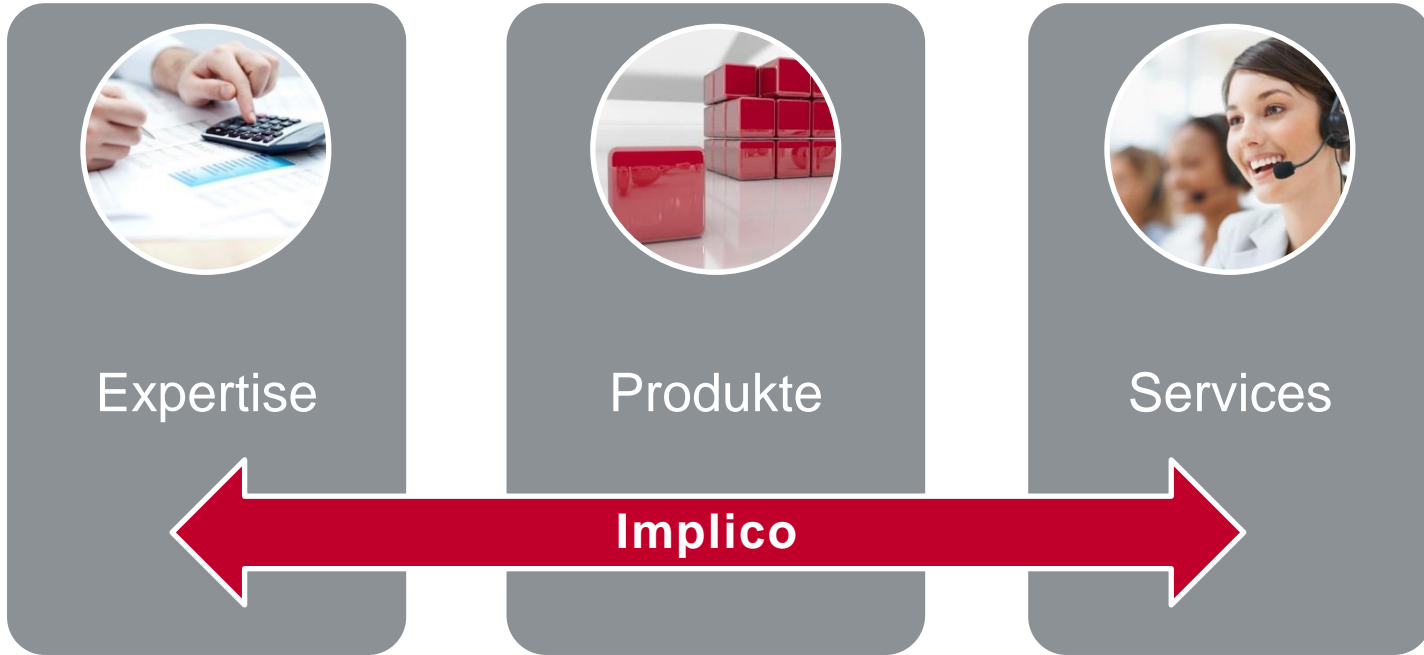
**Juli 2015**

Anne Luther



# Implico – Portfolio

Produkte & Services



**Telefonverkauf**

Bearbeiten System Hilfe

Angebot Auftrag Abruf

Verksorg. 0001 Vertriebsweg 01 Sparte 01 Verk.-Büro 0001 Verk.-Gruppe 001

**KUNDE** 10095 Tel. 040-69449314  
 Name AOC-ACS Oil Company  
 Ort Hamburg  
 Straße Friedrich-Ebert-Damm 111  
 Kls/Grp 01 / 02 Währung DEM

**ABLADEST.** Tanklager 1 2.000,0 L

**Inform.** schmale Einfahrt gepflastert  
 NOTIZBLOCK

06.03.1998 "FIX"-Notiz erscheint auf BS  
 06.03.1998 Angebot Nr. 20000045 / bis 16.03.19  
 06.03.1998 Angebot Nr. 20000044 abgegeben!

**PARTNER** Groth, Werner  
 Telefon 040-5553-203 Geb.: 23.06.1953  
 Akqu.U. 03 indifferent  
 Bemkg. Nicht auf Fußball ansprechen?

**Kr.Limit** 0,00 Zahlverhalten  
 verblb. 0,00 Tage 0,00  
 fällig 0,00 M/R. 0,00

**Umsätze** Auftrg.  
 per off. Auftrg.  
 Wareng. off. Angebt.

S	Mat.-Nr.	Material-Kurztext	Menge	ME	Werk	Verk.-Preis	Erlös	Wl.-Datum
<input type="checkbox"/>	1	HEIZÖL, LEICHT	1.000,000	L15	1000	455,00	50,00	19.03.1998
<input type="checkbox"/>					1000			
<input type="checkbox"/>					1000			
<input type="checkbox"/>					1000			
<input type="checkbox"/>					1000			

OIL (11) (100) | SV 00INT | OVR 12:57



## SAP SDM

Secondary Distribution  
Management for Oil & Gas



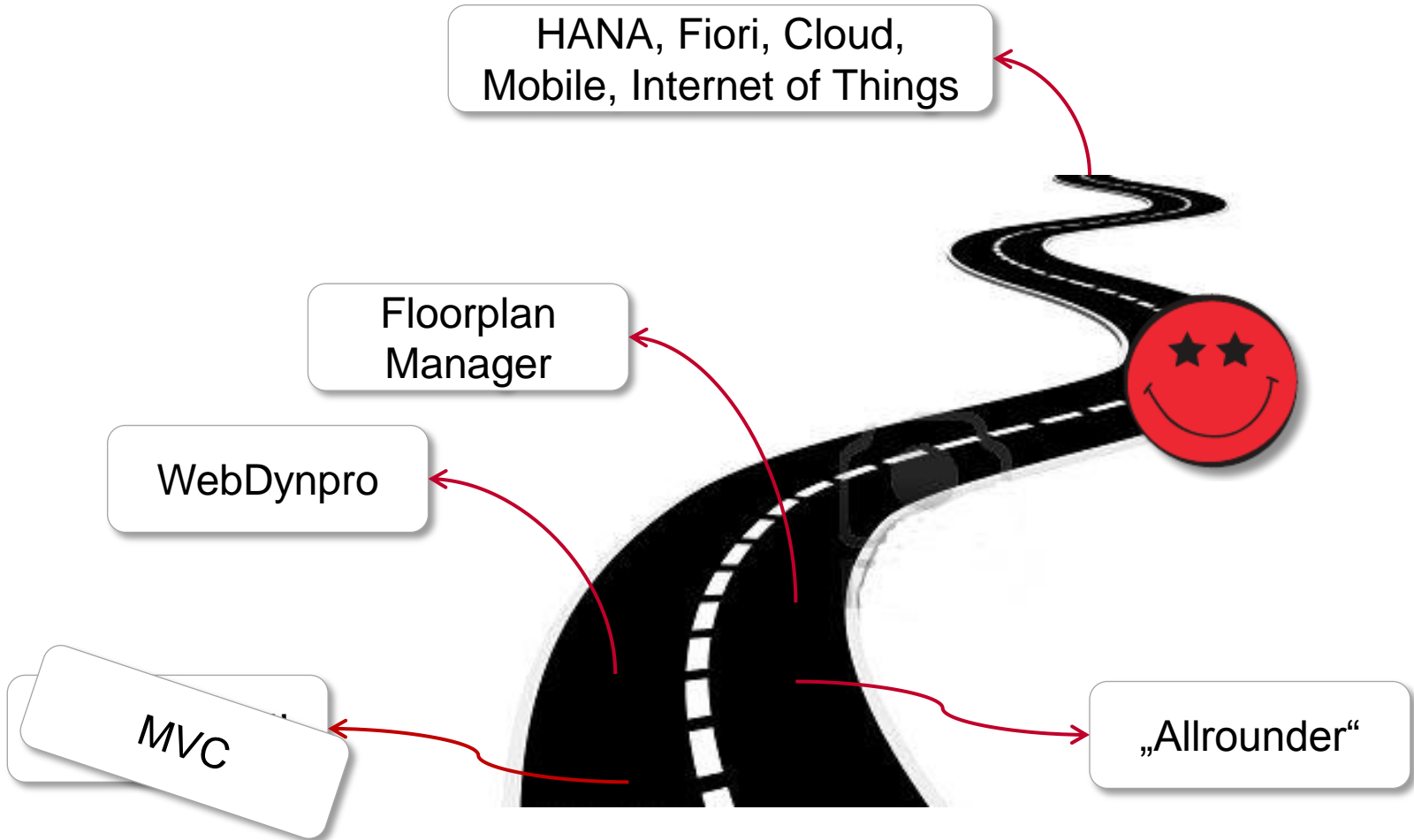
## SAP RFNO

Retail Fuel Network Operations  
for Oil & Gas



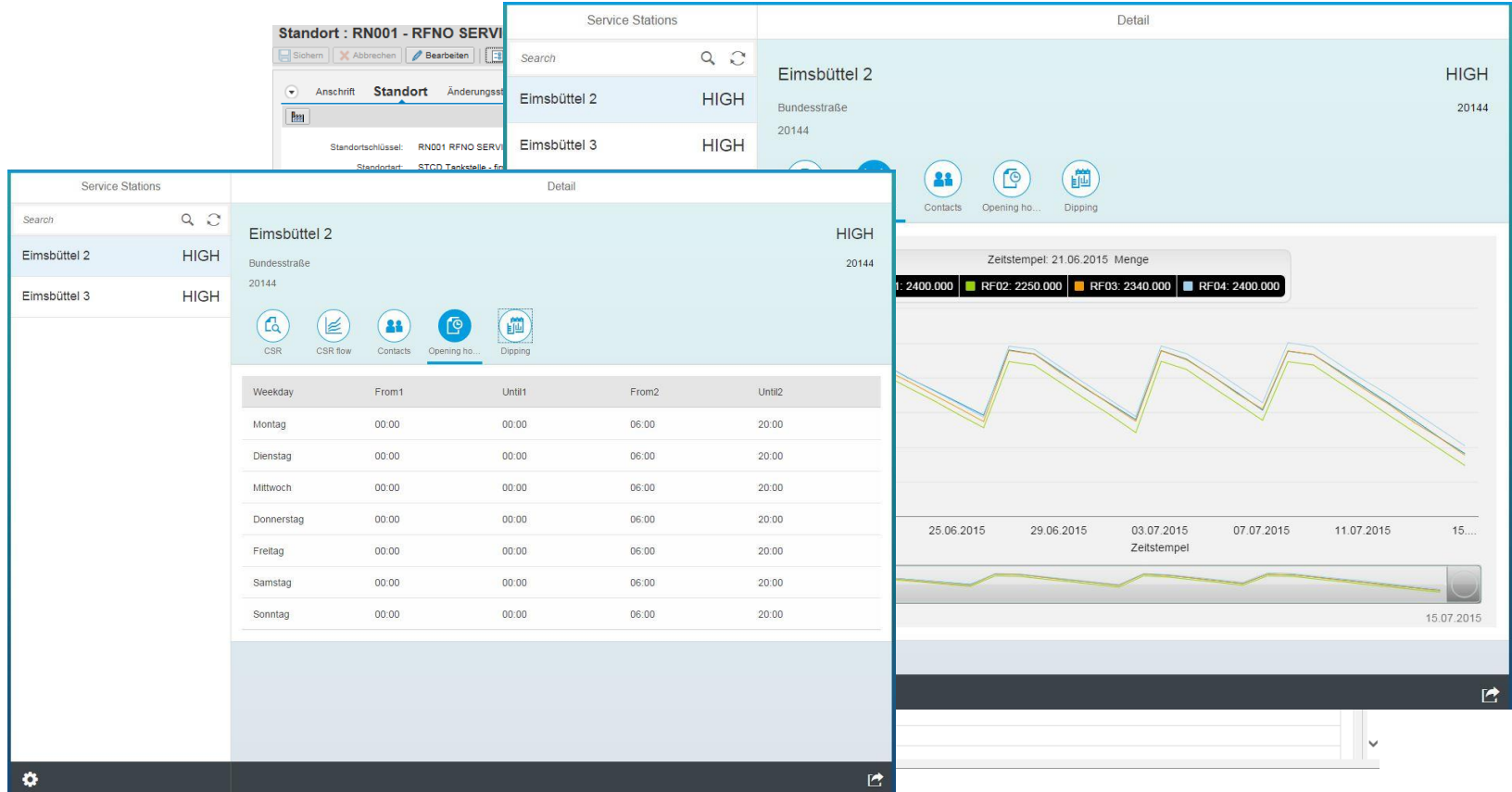
## OpenTAS®

OpenTAS optimizes and  
automates the logistics and  
administrative processes



# Benutzungsoberfläche



Von damals bis morgen



The screenshot displays the Implico software interface for service station management. It is divided into several sections:

- Service Stations:** A list on the left showing 'Eimsbüttel 2' and 'Eimsbüttel 3', both with a 'HIGH' status.
- Detail View:** A central panel for 'Eimsbüttel 2' showing the address 'Bundesstraße 20144' and a 'HIGH' status. It includes icons for 'CSR', 'CSR flow', 'Contacts', 'Opening ho...', and 'Dipping'.
- CSR Flow Chart:** A line chart on the right showing CSR flow over time. The x-axis is labeled 'Zeitstempel' with dates from 25.06.2015 to 15.07.2015. The y-axis represents CSR values. A legend indicates four data series: RF01: 2400.000 (green), RF02: 2250.000 (yellow), RF03: 2340.000 (orange), and RF04: 2400.000 (blue).
- Table:** A table below the detail view showing the weekly opening hours for the service station.

Weekday	From1	Until1	From2	Until2
Montag	00:00	00:00	06:00	20:00
Dienstag	00:00	00:00	06:00	20:00
Mittwoch	00:00	00:00	06:00	20:00
Donnerstag	00:00	00:00	06:00	20:00
Freitag	00:00	00:00	06:00	20:00
Samstag	00:00	00:00	06:00	20:00
Sonntag	00:00	00:00	06:00	20:00









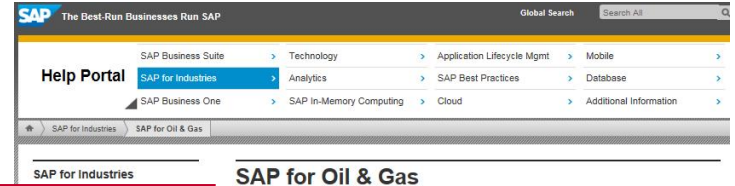
**Vielen Dank für Ihre Aufmerksamkeit**



[www.implico.com](http://www.implico.com)

**© 2015 Implico**

All company, product and service names or marks mentioned  
are the trademarks of their respective proprietors.



[www.implico.com](http://www.implico.com)

## OGSD 7.0 – An Introduction to Oil & Gas Downstream Logistics

Thorsten Klingspor



NAVIGATION

- ▶ HOME
- ▶ INDUSTRIES
- ▶ PRODUCTS
- ▶ CLOUD SOLUTIONS
- ▶ MOBILE SOLUTIONS
- ▶ NEWSROOM
- ▶ IMPLICO GROUP
- ▶ JOBS & CAREER

**OUT NOW**

▶ **SECONDARY DISTRIBUTION AND FUELS RETAILING**

**The Future of Secondary Distribution and Fuels Retailing**

Two brand-new SAP Solutions are out now: SAP SDM (Secondary Distribution Management for Oil & Gas) and SAP RFNO (Retail Fuel Network Operations for Oil & Gas).

Both solutions provide the functionalities to optimize your downstream processes.

Capabilities at a glance:

- Order Management and Logistics Automation
- Demand Forecasting and Replenishment
- Truck Scheduling and Dispatch
- Retail Fuel Operations

Optimize your order taking, planning, distribution and fuels retailing! Discover SAP SDM and SAP RFNO right now.

## SAP for Oil & Gas



The new market realities and dynamics that energy companies face require the ability to see clearly, think clearly, and act clearly. SAP solutions provide this clarity – and enable the closed loop management of business performance at both the enterprise and operational levels.

Whether it's the development and deployment of new assets or the efficient and sustainable operation of existing assets, our industry solutions deliver proven performance and excellence.

[help.sap.com/oilgas](http://help.sap.com/oilgas)

[open.sap.com](http://open.sap.com)